

# ROBUS®

## DOWNLIGHTS

### DRACO

6W, IP65, MATT WHITE



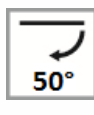

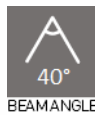
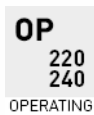

## PRODUCT INFORMATION DOCUMENT

### CONSTRUCTION

- Die Cast aluminium, powder-coated housing
- PMMA lens
- Polycarbonate trim
- External driver with CCT switch

### FEATURES

- Switch on the driver enabling selecting 2000K, 3000K or Dim-To-Warm for use in multiple applications
- Tiltable up to 50 degrees to wash walls or objects
- Quick connect driver with integrated push-in connector block allowing faster installation
- Dimmable with selected leading and trailing edge dimmers (Dimmer compatibility list available on ROBUS website)



RDR6D2W-11	
Comparable to:	50W halogen
Total Power (W):	6.2/6.2
Total Light Output (lm):	480/550
Total Emergency Light Output (lm):	NA
Efficacy (lm/cctW):	78/90
Lux at 1m (lux):	650/760
Emergency Lux at 1m (lux):	NA
CCT (K):	2,000/3,000
CRI:	80
IP:	65
Operation Temperature (°C):	-20 ≤ Ta ≤ +40
Inrush Current:	4.8A/2.2us
RG Value:	0
L70B50 or the variant:	>54,000
Dimensions ØxH (mm):	85x33
Cut out (mm):	70
Weight (kg):	0.2

### ACCESSORIES:

- RDRTRIM-10 Matt Black Trim  
 RDRTRIM-13 Brushed Chrome Trim

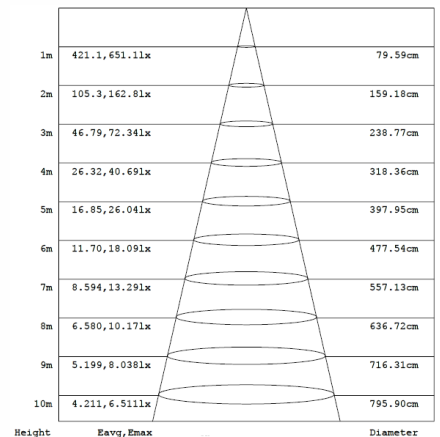
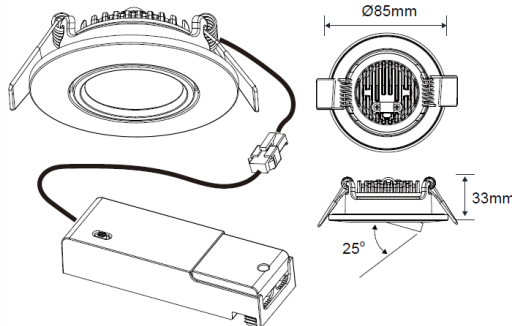


Diagram for RDR6D2W in 2000K. Other diagrams available on request

Product is certified to all the relevant standards.  
 Please contact our technical department for market specific compliances.

PLEASE NOTE: INFORMATION IN THIS DOCUMENT MAY BE SUBJECT TO CHANGE WITHOUT PRIOR NOTICE

IRE: TEL: +353 1 709 9000  
 UK: TEL: 0800 973 220  
 AUS: TEL: +61 7 3890 5444  
 NZ: TEL: +64 03 668 5285

WEB: WWW.ROBUS.COM  
 WEB: WWW.ROBUS.COM  
 WEB: WWW.ROBUS.COM.AU  
 WEB: WWW.ROBUSLED.CO.NZ

LED GROUP EUROPE · AUSTRALIA · NEW ZEALAND · ASIA · MIDDLE EAST · AFRICA