

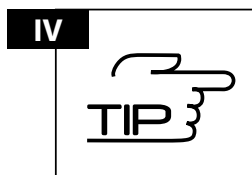
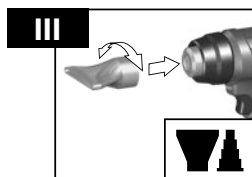

Milwaukee[®]

Nothing but **HEAVY DUTY**.[®]



M18 BHG

Original instructions





1.



2.

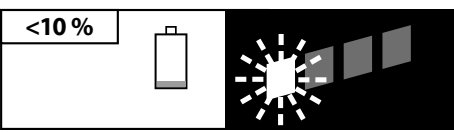
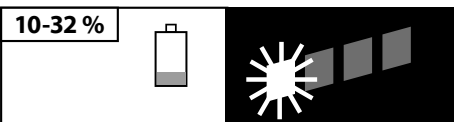
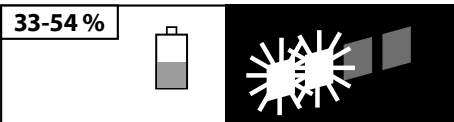
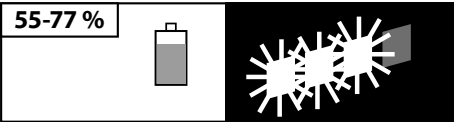
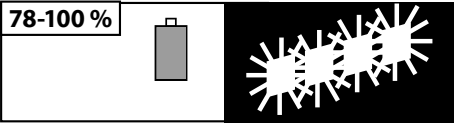
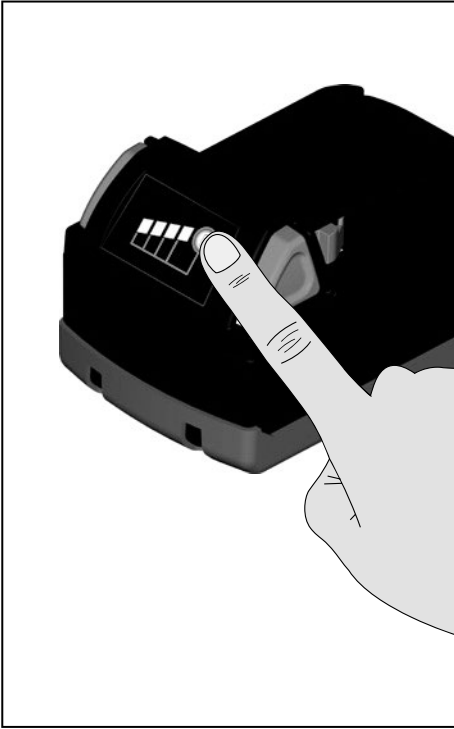



1.



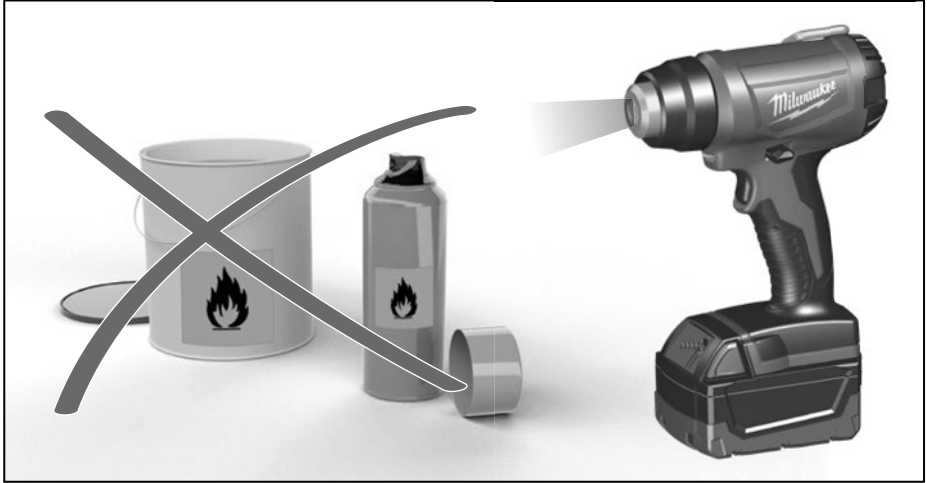
2.

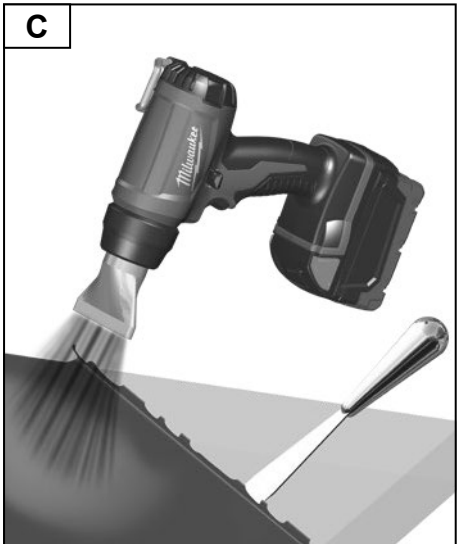


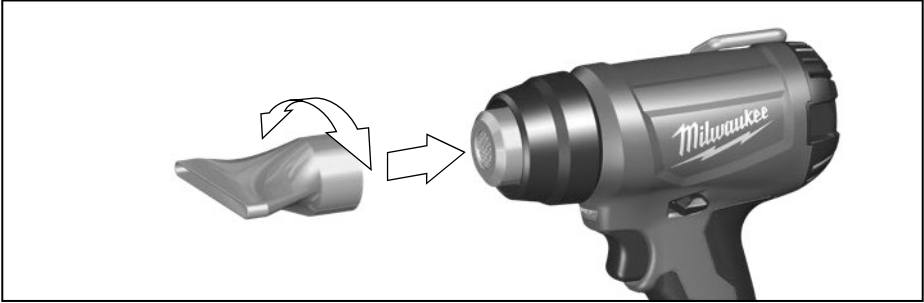
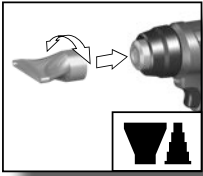







START
STOP
=







TECHNICAL DATA Heat Gun	M18 BHG
Production code	4609 01 01... ...000001-999999
Battery voltage	18 V
Air temperature	470 °C
Air volume	170 l/ min
Permitted Ambient Temperature	-18 + 52 °C
Weight according EPTA-Procedure 01/2014 (Li-Ion 5,0 Ah)	1,5 kg

⚠ WARNING! Read all safety warnings and all instructions. Failure to follow the warnings and instructions may result in electric shock, fire and/or serious injury. **Save all warnings and instructions for future reference.**

⚠ SAFETY INSTRUCTIONS

This appliance can be used by children aged from 8 years and above and persons with reduced physical, sensory or mental capabilities or lack of experience and knowledge if they have been given supervision or instruction concerning use of the appliance in a safe way and understand the hazards involved. Children shall not play with the appliance.

Cleaning and user maintenance shall not be made by children without supervision.

Danger of fire if not used properly!

Take care if using the device in the vicinity of combustible materials. Do not direct the device towards the same place for long periods.

Do not use the device in rooms with a potentially explosive atmosphere.

Do not use the device in rooms in which easily flammable material or gases may be present.

Heat can be conducted to combustible materials that are concealed.

Do not leave the appliance unsupervised when it is switched on.

Do not use the device outside if it is raining.

Do not touch the hot air nozzle during operation (danger of burning!).

Never cover or close the hot air nozzle.

Do not point the hot air flow at people.

Do not use the device as a hair dryer.

Allow the device to cool down for a while after use before packing it away.

WARNING! To reduce the risk of fire, personal injury, and product damage due to a short circuit, never immerse your tool, battery pack or charger in fluid or allow a fluid to flow inside them. Corrosive or conductive fluids, such as seawater, certain industrial chemicals, and bleach or bleach containing products, etc., can cause a short circuit.

SPECIFIED CONDITIONS OF USE

The device is suitable for soldering copper pipes, galvanizing bodywork parts, welding plastics, thawing out water pipes or heating metal parts

BATTERIES

Battery packs which have not been used for some time should be recharged before use. Temperatures in excess of 50°C (122°F) reduce the performance of the battery pack. Avoid extended exposure to heat or sunshine (risk of overheating).

The contacts of chargers and battery packs must be kept clean.

For an optimum life-time, the battery packs have to be fully charged, after use.

To obtain the longest possible battery life remove the battery pack from the charger once it is fully charged.

For battery pack storage longer than 30 days: Store the battery pack where the temperature is below 27°C and away from moisture. Store the battery packs in a 30% - 50% charged condition. Every six months of storage, charge the pack as normal.

Do not dispose of used battery packs in the household refuse or by burning them. Milwaukee Distributors offer to retrieve old batteries to protect our environment.

Do not store the battery pack together with metal objects (short circuit risk).

Use only System M18 chargers for charging System M18 battery packs. Do not use battery packs from other systems.

Never break open battery packs and chargers and store only in dry rooms. Keep dry at all times.

Battery acid may leak from damaged batteries under extreme load or extreme temperatures. In case of contact with battery acid wash it off immediately with soap and water. In case of eye contact rinse thoroughly for at least 10 minutes and immediately seek medical attention.

No metal parts must be allowed to enter the battery section of the charger (short circuit risk).

TRANSPORTING LITHIUM BATTERIES

Lithium-ion batteries are subject to the Dangerous Goods Legislation requirements.

Transportation of those batteries has to be done in accordance with local, national and international provisions and regulations.



V

The user can transport the batteries by road without further requirements.

Commercial transport of Lithium-Ion batteries by third parties is subject to Dangerous Goods regulations. Transport preparation and transport are exclusively to be carried out by appropriately trained persons and the process has to be accompanied by corresponding experts.

When transporting batteries:

Ensure that battery contact terminals are protected and insulated to prevent short circuit. Ensure that battery pack is secured against movement within packaging. Do not transport batteries that are cracked or leak. Check with forwarding company for further advice

MAINTENANCE

The ventilation slots of the machine must be kept clear at all times.

Use only Milwaukee accessories and Milwaukee spare parts. Should components need to be replaced which have not been described, please contact one of our Milwaukee service agents (see our list of guarantee/service addresses).

If needed, an exploded view of the tool can be ordered. Please state the Article No. as well as the machine type printed on the label and order the drawing at your local service agents or directly at: Techtronic Industries GmbH, Max-Eyth-Straße 10, 71364 Winnenden, Germany.



V

SYMBOLS



Please read the instructions carefully before starting the machine.



CAUTION! WARNING! DANGER!



Remove the battery pack before starting any work on the appliance.



Caution – hot surfaces! Danger of burns!



Provide adequate ventilation.



Accessory - Not included in standard equipment, available as an accessory.



Do not dispose electric tools, batteries/rechargeable batteries together with household waste material. Electric tools and batteries that have reached the end of their life must be collected separately and returned to an environmentally compatible recycling facility. Check with your local authority or retailer for recycling advice and collection point.



European Conformity Mark



British Conformity Mark



Ukraine Conformity Mark



EurAsian Conformity Mark

Copyright 2020
Techtronic Industries GmbH
Max-Eyth-Straße 10
71364 Winnenden
Germany
+49 (0) 7195-12-0
www.milwaukeeetool.eu

Techtronic Industries (UK) Ltd
Fieldhouse Lane
Marlow Bucks SL7 1HZ
UK



**EAC UK
CA**

(11.20)

4100 4259 94